

**PBIS**



# WHAT IS IT?

Positive Behavior Interventions and  
Supports

PBIS is a framework for teaching and  
reinforcing expected behaviors and  
providing structure for managing  
challenging behaviors.

# EXPECTED BEHAVIOR

The STAR Matrix is used to teach expected behavior throughout the school. Each letter of STAR stands for a value or character quality.


























S- Scholarly

T- Thoughtful

A- Accountable

R- Respectful

The expectations are taught during morning meeting and reviewed consistently throughout the school year.


|  | Hallway   | Restroom  | Cafeteria  | Playground  | Bus  | Classroom   |
|--|---|---|--|---|--|---|
| Voice Level  | 0   | 0   | 2  | 3-4   | 2  | 0-3   |
| <b>S</b><br>Scholarly  | Stay with your class or have a pass<br>          | Use the restroom, flush, and wash your hands<br> | Remember your lunch choice<br> | Use equipment correctly<br>      | Know your bus and your stop<br>                   | Actively participate<br>                         |
| <b>T</b><br>Thoughtful   | Silent voices<br>                                | Silent voices<br>                                | Talk with your table<br>       | Be kind and include everyone<br> | Talk quietly and use kind words<br>               | Eyes, ears, and minds ready to learn<br>         |
| <b>A</b><br>Accountable  | Go directly to your location<br>                 | Keep the restroom clean<br>                      | Clean up your space<br>        | Follow all safety rules<br>      | Follow bus safety rules<br>                       | Keep your body and your things in your space<br> |
| <b>R</b><br>Respectful   | Walking feet, hands to self, facing forward<br> | Give others privacy<br>                         | Use good table manners<br>    | Share and take turns<br>        | Keep your body and your things in your space<br> | Follow directions the first time<br>            |



# CLASS DOJO




Class Dojo is used to communicate with families and to record expected behavior and needed reminders




## POSITIVE POINTS

These points are green and indicate when your student has demonstrated a STAR behavior. These points are totaled each month.



## REMINDER POINTS

These points are yellow and are used to indicate when your student has needed a reminder about STAR behaviors. Points are NOT taken away from total green points.



## COMMUNICATION

If your child's teacher has a concern about behavior, they will reach out to you personally via Dojo messages or a phone call.



# WHAT CAN BE EARNED?

Students can earn things based on their STAR behavior.

## STAR STORE

Dojo points can be used each month to purchase items from the school store. These items are all Stroud spirit items!

## SCHOLAR OF THE MONTH

One student from each classroom is selected each month by homeroom teachers for Scholar of the Month. These students have exhibited STAR behavior.

## STAR STUDENT

One student from each grade level is selected per month. This is based on the STAR focus for the month (scholarly, thoughtful, accountable, respectful)

## CLASSROOM REWARDS

Each classroom teacher utilizes their own reward system in their classroom related to STAR behavior achievement.



Color Changing Pencil- 25 points



Bracelet- 75 points



Temporary Tattoo- 50 points



Keychain- 100 points



## PBIS Hat Day Pass

You may use this pass to wear a hat to school for one day!

Hat Day Pass- 125 points



## PBIS Ice Cream Pass

You may use this pass to get ice cream!



Ice Cream Pass- 175 points



## PBIS Dress Down Pass

You may use this pass to be out of uniform for one day!



Dress Down Pass- 150 points



Vinyl Sticker- 200 points





Lanyard- 225 points



Notebook- 275 points



Sunglasses- 250 points



Scrunchie- 300 points



Bag- 325 points



Hat- 375 points



Water Bottle- 350 points



Basketball- 400 points





T-Shirt- 425 points



Hoodie- 450 points



# ADDRESSING BEHAVIOR CONCERNS



The following steps are taken to address behavior concerns. Most behaviors are initially handled within the classroom.

## STEP 1

Reminder Dojo point, reteach appropriate STAR behavior, make simple changes (i.e. change seat)

## STEP 4

If behaviors are unsafe or consistently disruptive, administrator assistance will be requested

## STEP 2

Reminder Dojo point, parent contact, reteach STAR behavior, make minor changes (i.e. break in or out of room)

## STEP 5

Administration will contact parent

## STEP 3

Repeat step 2; if behavior continues, behavior interventionist support may be requested

## STEP 6




If needed, higher level behavior supports will be implemented following team meeting



# GOAL

The primary goal of PBIS is to TEACH appropriate behaviors. It is meant to be positive and rewarding! We are excited to continue developing this process as a school!

In the coming weeks, we will reach out for additional input from students and families related to PBIS.





# QUESTIONS?

Please reach out to your child's teacher and  
they can relay the information to  
the PBIS team.